

Model No.

WSPLCR**



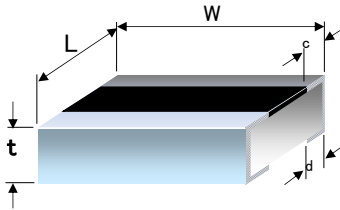
■ Features

- The long-side electrode structure enables [high-power capability](#).
(enabling 1.0 to 2.5 times higher power compared to products of the same Size)
- Capable of handling high power,
[reduces the number of components used and minimizes component footprint.](#)
- The long-side electrode structure enables
[High reliability for joints.](#)
- The long-side electrode structure provides [heat dissipation benefits.](#)

Covers a [wide Resistance Value range](#) from 100 mΩ to 1MΩ.

- Compliant [with European RoHS Compliance.](#)

■ Dimensions



(Unit: mm)

Model	L	W	t	c	d
WSPLCR32	1.60±0.15	3.20±0.15	0.55±0.10	0.25±0.20	0.50±0.20

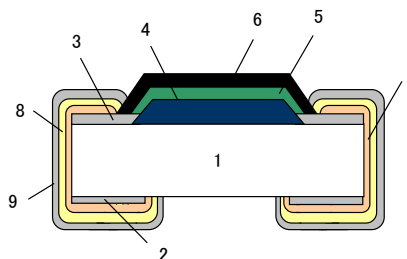
■ Specifications

Model	Rated Power (W)	Rated terminal temperature	Resistance Value Tolerance	Resistance Value Range (Ω)	TCR (ppm/° C)	Max. Working voltage	Max. Overload voltage
WSPLCR32	1.25	110°C	F (±1%)	100m to 976m	±200	200V	400V
			J (±5%)	100m to 910m			
	1.50	95°C	F (±1%)	100m to 976m			
			J (±5%)	100m to 910m			

*Operating temperature range: -55 to +155° C

■ Construction

No.	Component Name
1	Ceramic Substrate
2	Back Electrode
3	Surface Electrode
4	Resistor
5	Protective coat I
6	Protective coat II
7	Side Electrode
8	Ni Plating
9	Sn Plating



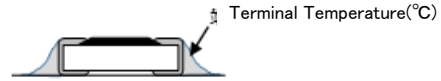
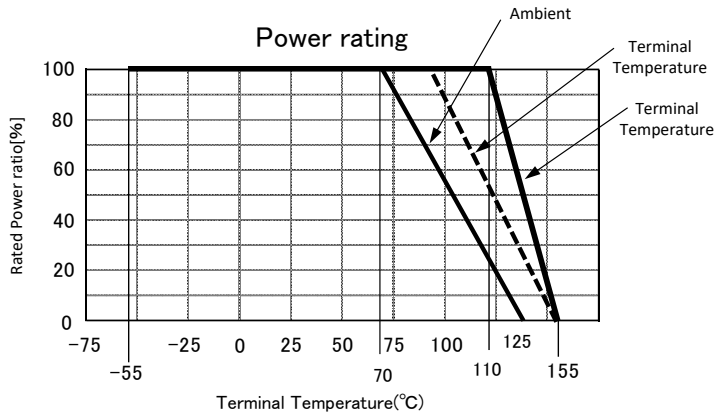
*Design and specifications are subject to change without notice. Please confirm before purchase and use.

Power rating

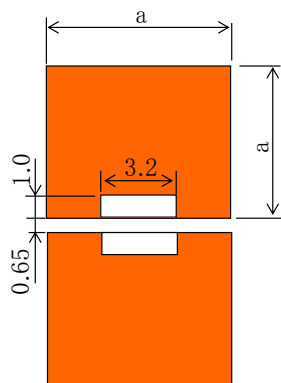
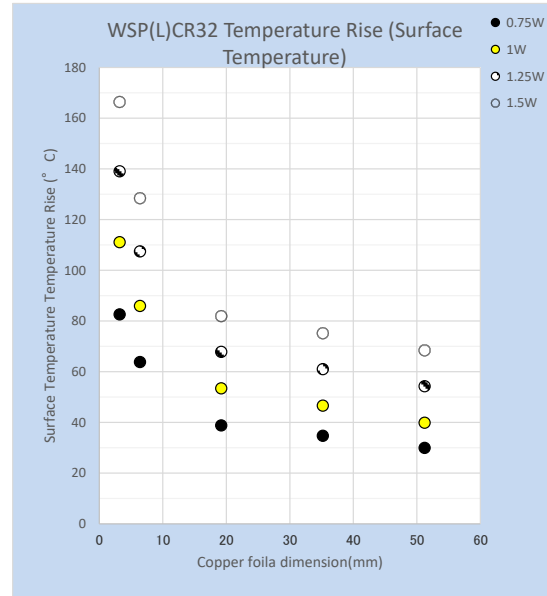
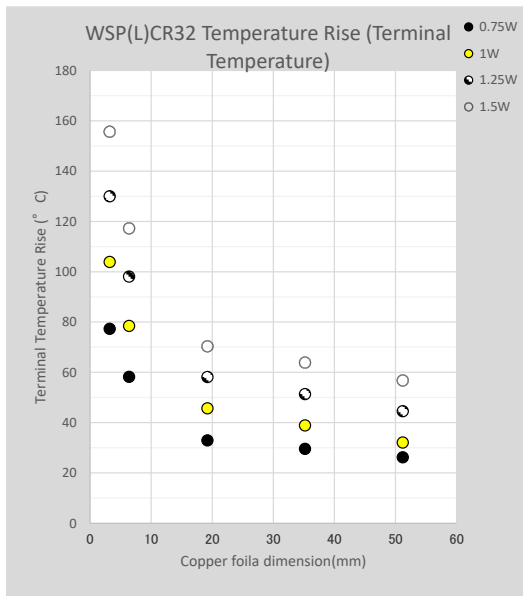
When operating at the rated 1.25W, if the Terminal tem
If the temperature exceeds 110° C, refer to the power
Follow the solid line section to reduce the Rated Powe

When operating at the rated 1.50W, if the Terminal tem
If the temperature exceeds 95° C, refer to the power
to reduce the Rated Power.
and the Terminal temperature must not exceed 155° C
Please ensure compliance.

If the ambient surface temperature exceeds 70° C,
Reduce the Rated Power according to the power rating
Please do so. Also, if the surface temperature exceeds
Do not exceed this value.



Surface Temperature Rise



Copper Foil

Measurement Conditions
Substrate: 110mm × 60mm, t = 1.6mm