

Low Profile Type Chip Resistor

Hokuriku Electric Industry Co.,Ltd

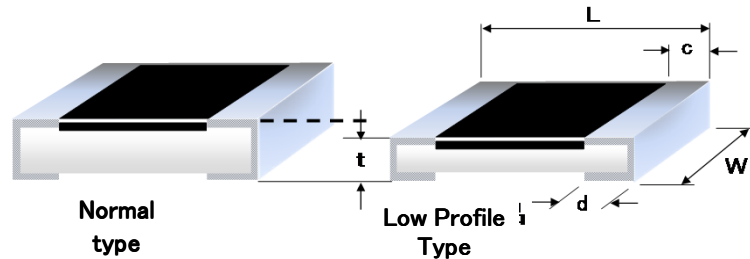



【Model Number】

CR06H**

【Features】

- 0603 size, Low profile type, has about a half thickness, compared to normal type. (Thinnest: 0.15mm)
- By embedding into mounting board, miniturized, thinner, higher density module can be realized.
- Due to metal-glazed thick film material utilized, it has excellent heat resistance, weatherability.
- Europe RoHS compliant product.



【Dimensions】

(Unit: mm)

Model No.	L	W	t	c	d
CR06H	0.60±0.03	0.30±0.03	0.17±0.03	0.12±0.05	0.15±0.05
CR06HCu			0.17±0.03		0.23±0.03
CR06H2			0.125±0.025		0.15±0.05
CR06H2Cu			0.125±0.025		0.23±0.03

【Designation】

CR06H - 103 J V

① Model No.				② Resistance Value		③ Resistance Tolerance		④ Packing Form	
Model No.	Size	t dimension	Outer plating	Marking	Resistance	Symbol	Tolerance	Symbol	Form
CR06H	0603	0.20MAX.	Sn	103	10KΩ	F	±1.0%	V	Paper tape
CR06HCu	0603		Cu						
CR06H2	0603	0.15MAX.	Sn	103=10×10 ³ =10,000Ω=10KΩ	J	±5.0%	B	Bulk	
CR06H2Cu	0603		Cu						

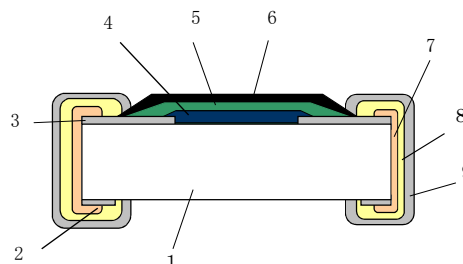
【Specification】

Model No.	Rated power (W) at 70°C	Tolerance	Range (Ω)	TCR (ppm/°C)	Max.Working Voltage	Max.Overload Voltage
CR06H	0.050	Class F (±1%) Class J (±5%)	10~1M	±250	25V	50V
CR06HCu						
CR06H2						
CR06H2Cu						

* Operating temperature range: -55~+155 °C

【Structure】

Model No.	CR06H CR06H2	CR06HCu CR06H2Cu
No.	Element Name	Element Name
1	Ceramic substrate	Ceramic substrate
2	Bottom electrode	Bottom electrode
3	Top electrode	Top electrode
4	Resistive element	Resistive element
5	Protective coat I	Protective coat I
6	Protective coat II	Protective coat II
7	Side electrode	Side electrode
8	Ni plating	Ni plating
9	Sn plating	Cu plating



* Design* specification are subject to change without prior notice. Please check before purchase and use.